



SA73/36

Automatic saws




- Suitable for high-volume cutting of aluminium profiles for window manufacturing and industrial applications
- Material infeed (cycling) protects the surface of the workpiece by means of a single-stage profile lifting system
- One, two or three-stroke feed can be selected using a selector switch
- Reliable material feed using two horizontal clamping cylinders
- Automatic machine shut-down at the end of the profile
- Pulsed coolant system
- Equipped with saw blade as standard
- Digital display as standard

Options


- Extraction unit
- Roller conveyor
- Saw blades
- High performance cutting fluid



Automatic saw SA 73/36



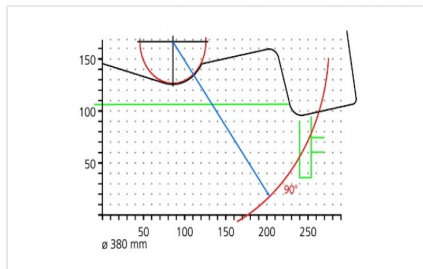
Automatic saw SA 73/36



Automatic saw SA 73/36



Automatic saw SA 73/36



Automatic saw SA 73/36

Cutting diagram SA 73/36





SA 73/36 / AUTOMATIC SAWS

- Cutting range 150 x 110 mm
- Saw blade diameter 380 mm
- Saw blade speed 2,800 rpm
- Power supply 230/400 V, 3~, 50 Hz
- Power output 3 kW
- Compressed air supply 7 bar
- Air consumption per working cycle 19 l without spraying, 31 l with spraying
- Length 1,500 mm, depth 1,100 mm, height 1,550 mm, weight 290 kg
- Feed distance per cycle 5 – 250 mm (up to three cycles possible)