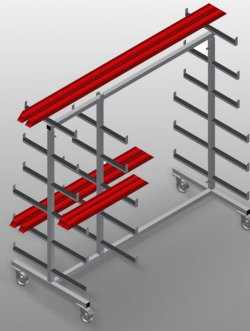




### *PWW1000*

#### PROFILE TRANSPORT TROLLEYS

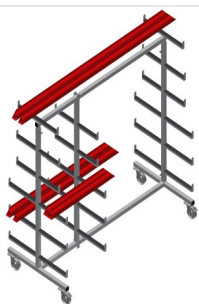


Profile trolley for horizontal storage and transportation of profiles

- Stable steel construction
- Horizontal profile transportation
- Support arms are rubber coated
- Profile trolley with profile supports on both sides
- Six supports per upright
- One centre upright
- Four castors, two of which have a fixing brake

#### Option

- Stable steel construction
- Horizontal profile transportation
- Support arms are rubber coated
- Profile trolley with profile supports on both sides
- Six supports per upright
- One centre upright
- Four castors, two of which have a fixing brake
- Individual centre upright




### Profile transport trolley PWW 1000




### Casters

Four casters, two of which have a fixing brake, provide a high degree of mobility and easy, safe handling



### Easy loading and unloading

Well-organised storage provides quick access



### Support arms

Support arms are rubber coated. Adjustable centre upright



### Individual centre upright

Additional centre uprights



### PWW 1000 / PROFILE TRANSPORT TROLLEYS

---

- Length 1,625 mm
- Width 900 mm
- Height 1,960 mm
- Eleven shelves
- Clearance 260 mm
- Lower shelf width 420 mm
- Upper shelf width 300 mm
- Weight 60 kg
- Load 350 kg
- Roller diameter 125 mm