


# MS3000

## Assembly stands



Assembly table for vertical assembly


- Stable steel construction
- Ideal for vertical assembly
- Suitable for lines
- Infinitely variable intermediate positions for ergonomic working
- Height adjustment by means of pneumatic cylinder
- Roller support with steel rollers
- Table supporting surface with plastic slide bars
- Two horizontally adjustable profile clamps
- 4-fold compressed air supply

### Options

- Pull-out profile support for MS 3000
- Positionable profile clamps
- Holder plate for screw driving unit
- Mobility unit
- Rail
- End stop
- Profile protectors for support rollers




### Assembly stand MS 3000



### Supporting surfaces

Supporting surfaces with plastic slide bars



### Roller support

Lower roller conveyor with support roller, L = 200 mm



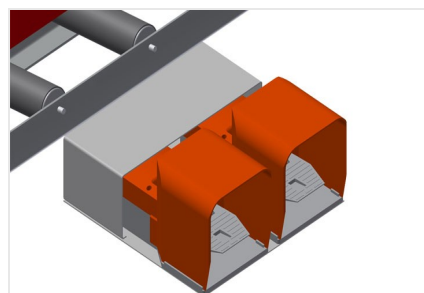
### Clamps

Two material clamps at the side fix the profile while working, profile clamping height, max. 200 mm




### Height adjustment

Adjustable height; working height can be set by means of adjustable feet



### Foot switch

Control via foot valve. Height adjustable pneumatically by 500 mm in the vertical position, clamping is pneumatic



### 4-fold compressed air connection

4-fold connection for compressed-air tools




### Lead-in rollers

Protective rollers for beginning or end of roller conveyor



### Pull-out profile support

The table support can be pulled out at the top for MS 3000 and MS 4000 by 800 mm and 500 mm to accommodate high frames



### Holder plate for screw driving unit

Tool rack for pneumatic tools



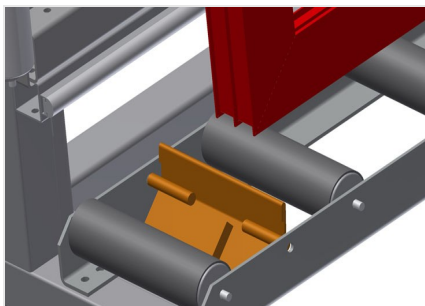
### Positionable profile clamps

Auxiliary clamps provide extra security when working




### Profile protectors for support rollers

Profile protectors for support rollers, 200 mm (Alum./16 x and Alum./21 x), roller conveyor with protective tubing over the rollers to protect the window element during infeed and outfeed.




### End stop

End stop Rb = 200 mm



### Mobility unit

Mobility unit for KT/KTH/MS/VE. Mobility unit with flanged rollers and fixing brake



### Rails

Rails, 2.0 m, left and right



### MS 3000 / ASSEMBLY STANDS

---

- Length 3,110 mm
- Width 1,200 mm
- Vertical height 2,050 mm
- Pneum. height adjustment 500 mm
- Roller conveyor width 200 mm
- Weight 330 kg
- Load 300 kg
- Compressed air supply 7 bar
- Air consumption approx. 35 l/min.