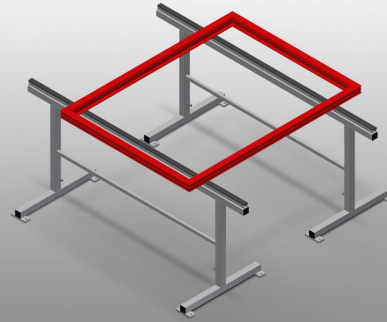




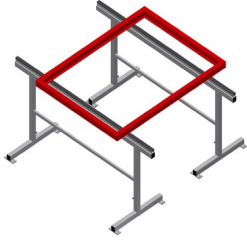
## **MB2000**

### **ASSEMBLY STANDS**




Assembly stands for working on large window elements

- Stable steel construction
- Assembly stand 2.0 m long
- Simple installation with a modular system design
- Rubber profile supporting surface
- Set of assembly stands (1 pair)
- Adjustable height



**Assembly stands (1 pair)  
MB 2000**



**Supporting surfaces**

Supporting surfaces with rubber profile



**Height adjustment**

Adjustable height 850 - 1,000 mm



**MB 2000 / ASSEMBLY STANDS**

---

- Length 2,000 mm
- Width 700 mm
- Height 850 - 1,000 mm
- Weight 40 kg