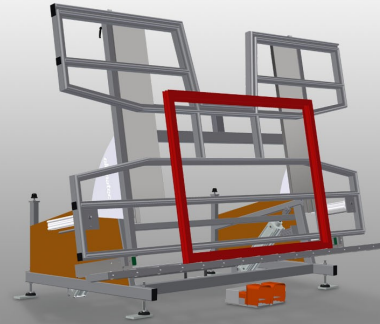




KTH4000

TILTING TABLES



Assembly table for vertical and horizontal assembly

- Stable steel construction
- Important when switching from vertical to horizontal transportation and vice versa
- Ideal for vertical and horizontal assembly
- Infinitely variable intermediate positions for ergonomic working
- Pneumatic tilting
- Pneumatic vertical height adjustment
- Table supporting surface with plastic slide bars
- Roller support can be lowered pneumatically
- Two lateral pneumatic clamps, (lowerable)
- 4-fold compressed air supply

Options

- Also available with brush strips on request
- Also available with felt strips on request (for wooden profiles)
- Also available with rubber strips on request (for aluminium profiles)
- Pull-out table supporting surface at top for KT/KTH 4000
- Profile protectors for support rollers
- Additional clamps for KT/KTH 4000
- Mobility unit for KT/KTH/MS/VE
- Rail, 2.0 m



Tilting table with height adjustment KTH 4000



Supporting surfaces

Supporting surfaces with plastic slide bars



Roller support

Roller conveyor can be lowered pneumatically to allow unhindered working in horizontal position; in vertical position, trouble-free onward transport is possible



Foot switch

Control via foot valve, Pneumatic horizontal/vertical tilting



4-fold compressed air connection

4-fold compressed air connection for connecting compressed-air tools



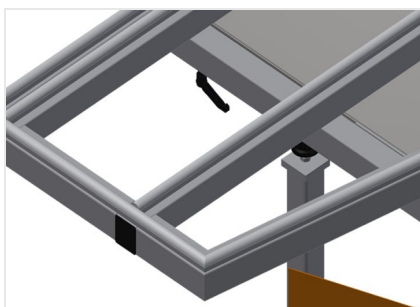
Brush strip

Supporting surfaces with brush strip



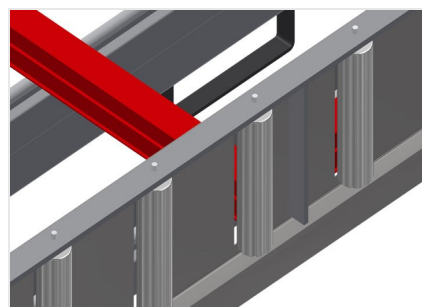
Felt strip

Supporting surfaces with felt profile strip



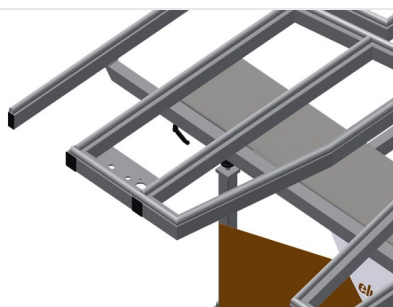
Rubber strips

Supporting surfaces with rubber-knob profile



Profile protectors for support rollers

Profile protectors for support rollers 200 mm (Alum./16 x and Alum./21 x). Roller conveyor with protective tubing over the rollers to protect the window element during infeed and outfeed




Pull-out profile support

Pull-out table support at top for KT/KTH 3000 and KT/KTH 4000. The table support can be pulled out 500 mm at the top for high frames




Auxiliary clamps

Auxiliary clamps for KTH 3000 and KTH 4000. Auxiliary clamps provide extra security when working



Clamps

Two clamps at the side for fixing the window element in place. Laterally adjustable with hand lever valve. Max. profile clamping height 150 mm



Mobility unit

Mobility unit for KT/KTH/MS/VE. Mobility unit with flanged rollers and fixing brake



Rails

Rails, 2.0 m, left and right



KTH 4000 / TILTING TABLES

- Length 4,000 mm
- Width 1,820 mm
- Vertical height 1,900 mm
- Pneum. height adjustment 500 mm
- Roller conveyor width 200 mm
- Weight 380 kg
- Load 200 kg
- Compressed air supply 7 bar
- Air consumption approx. 35 l/min.