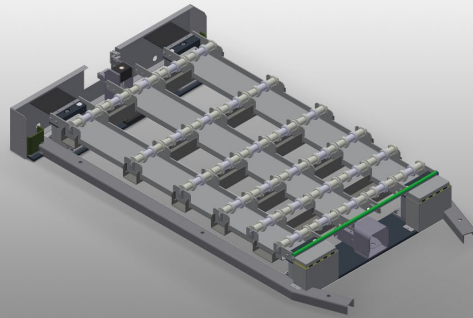




## **GHS15**

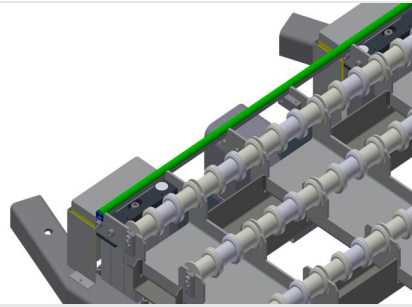
GLASS  
COMPARTMENT/GLAZING  
BEAD TROLLEYS



- Easy handling of sheets of glass in combination with glass transport trolley GFW 15
- With a pneumatic lifting unit controlled with a foot valve, max. travel = 50 mm
- Lower roller conveyors equipped with 15 x 4 PVC rollers in total
- Complete with draw-in mechanism for glass transport trolley GFW 15
- Basic dimensions: 2,100 x 1,250 mm

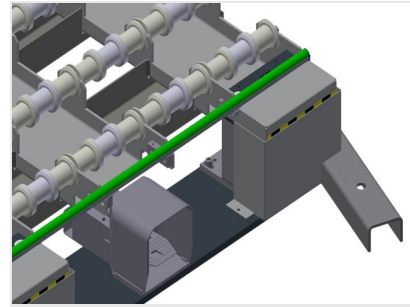


### Glass lifting station GHS 15



### Supports

Lower supporting surfaces with lifting rollers for easier loading and unloading




### Lifting unit

Lifting unit for transferring sheets of glass to glass transport trolley GFW 15, controlled with a foot valve, max. travel = 50 mm



### Glass lifting station GHS 15 + Glass transport trolley GFW 15



### Glass lifting station GHS 15 + Glass transport trolley GFW 15



### **GHS 15** / GLASS COMPARTMENT/GLAZING BEAD TROLLEYS

---

- Length 2,100 mm
- Width 1,250 mm
- Height 250 mm
- Travel 50 mm max.
- Weight 100 kg