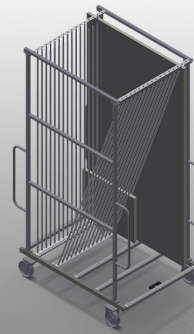




### **GFW15**


Glass  
compartment/glazing  
bead trolleys




- Stable steel construction
- Glass sorting
- For in-house transportation of sheets of glass
- Compartment dividers for 15 sheets of glass
- Access is possible from both sides
- The glass supporting surface has a rubber profile
- Compartment divider with plastic protector
- Transport handle on both sides for mobility
- Two castors and two fixed rollers



**Glass transport trolley  
GFW 15 + Glass lifting  
station GHS 15**



**Glass transport trolley  
GFW 15 + Glass lifting  
station GHS 15**



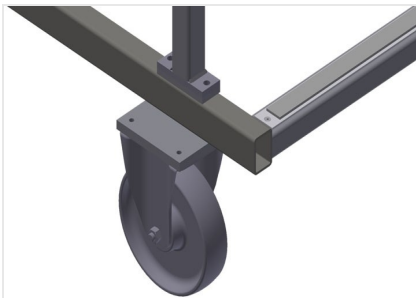
### Supports

Lower supporting surfaces equipped with rubber profile to protect the sheets of glass from damage



### Compartment divider with plastic protector

All supporting surfaces have a non-slip PVC cladding which protects the sheets of glass from damage during storage



### Castors, cmpl.

Two castors and two fixed rollers provide mobility in all directions. Roller diameter 200 mm



### **GFW 15** / GLASS COMPARTMENT/GLAZING BEAD TROLLEYS

---

- Length 1,810 mm
- Width 1,300 mm
- Height 3,020 mm
- 15 compartments
- Compartment width 44 mm
- Compartment height 2,600 mm
- Weight 255 kg
- Load 750 kg
- Roller diameter 200 mm