



**AW**

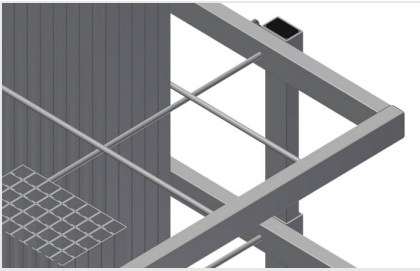
**Reinforcement trolleys**



Trolley for transporting and providing a sorted selection of cut-to-length reinforcement profiles. Stable steel construction. Vertical storage and transportation of steel profiles. Compact outside dimensions. Well-organised arrangement of fixed-length profiles.

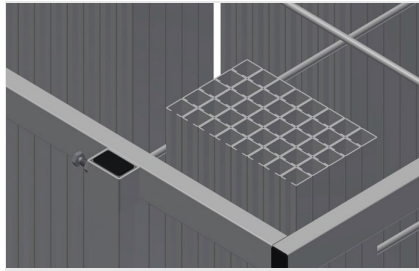
AW 800: Four swivel castors, two of which with locking stop.

AW 1100: Transportable with forklift truck.



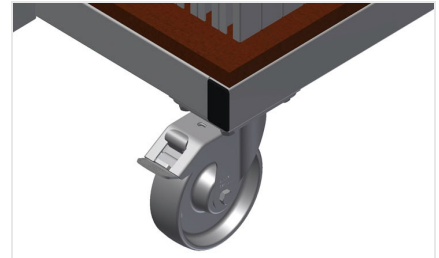
### Compartments AW 800

Six compartments, compartment size 190 x 265 mm



### Grid frame AW 800

Two grid frames with height adjustment



### Casters AW 800

Four casters, two of which have a fixing brake, provide a high degree of mobility and easy, safe handling



### Compartments AW 1100

20 compartments, 200 x 200 mm



### Casters, compl. AW 1100


Two casters with brake and two fixed rollers provide mobility in all directions, roller diameter 125 mm





### AW / REINFORCEMENT TROLLEYS

#### MODELS



#### DIMENSION AND WEIGHT

##### AW 800 / AW 1100

Length (mm)	800 / 1.100
Width (mm)	600 / 900
Height (mm)	960 / 1.100
Weight (kg)	35 / 80

#### STORAGE CAPACITY

##### AW 800 / AW 1100

Compartments	6 / 20
Load capacity (kg)	400 / 600

#### CHARACTERISTICS

##### AW 800

Swivel castors	4
Swivel castors with locking stop	2
Swivel castors diameter (mm)	125

##### AW 1100

Mobile as trolley (Two swivel castors with locking stop and two fixed casters - Castors diameter 125 mm)	<input type="radio"/>
--	-----------------------

Included ● Available ○