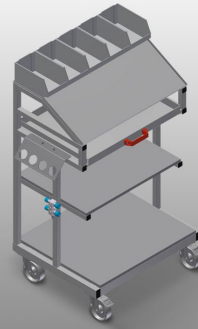





WKW

Tool trolleys

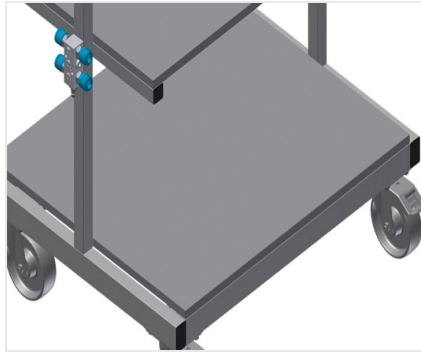


Accessories trolley for tools and small parts for the assembly station. Stable steel construction. The trolley is suitable for depositing tools and material. Makes organising the workplace easy. Makes transportation to the assembly station easy. Two storage trays for setting down accessories and tools. Five PVC containers for small accessories, hardware and screws. Storage area with reading desk for drawings. Tool rack for pneumatic or electric tools. Four swivel castors, two of which with locking stop.



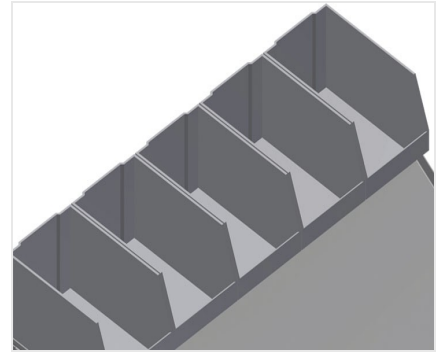
### Casters

Four casters, two of which have a fixing brake, provide a high degree of mobility and easy, safe handling



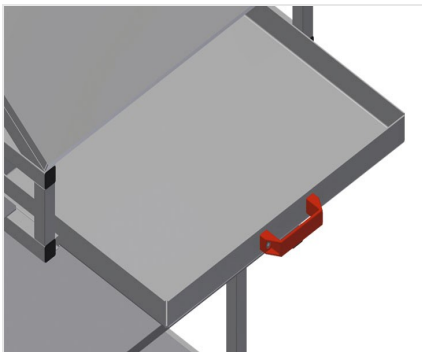
### Storage surfaces for accessories

Storage tray for setting down accessories and tools



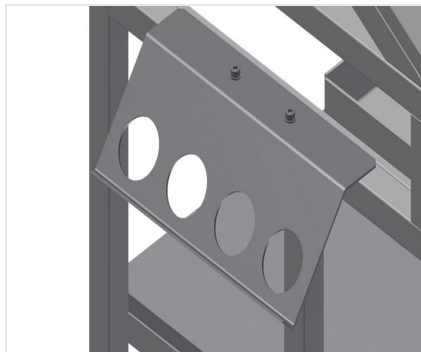
### Containers

PVC containers for small accessories, hardware and screws



### Drawer

Drawer for tools



### Tool rack

Tool rack for pneumatic and electrical tools





### MODELS

### DIMENSION AND WEIGHT

Length (mm)	<input type="radio"/>
Width (mm)	<input type="radio"/>
Height (mm)	<input type="radio"/>
Weight (kg)	<input type="radio"/>

### STORAGE CAPACITY

Load capacity (kg)	<input type="radio"/>
Drawer for tools	<input type="radio"/>
Storage trays	<input type="radio"/>
PVC containers	<input type="radio"/>

### CHARACTERISTICS

4-fold compressed air supply	<input checked="" type="radio"/>
Swivel castors	<input type="radio"/>
Swivel castors with locking stop	<input type="radio"/>
Swivel castors diameter (mm)	<input type="radio"/>

Included ● Available ○