



### SBZ122/71

#### Machining Centres



- Designed for economical and efficient machining of aluminium, PVC and thin-walled steel profiles
- All operations, such as routing, drilling and tapping, are performed while the profile bar is stationary to protect the profile surfaces
- A rotation unit (rotating mechanism) integrated into the spindle makes it possible to adjust the rotating angle head to 0°, -90°, -180° and -270°
- Better machining results thanks to the intelligent control technology
- Fast positioning of the machining unit with up to 120 m/min thanks to dynamic servo drives
- Tapping without compensation chuck
- Automatic clamp recognition and clamp positioning
- Ergonomic operation thanks to the advanced inclined bed
- Automatic tool changer with four tool tray positions (without tools)
- Automatic tool changer for an angle head
- State-of-the-art 3-axis controller
- The absolute rotary encoder system means no axis homing is required
- Automatic clamp recognition and positioning prevents collisions
- Power torque routing motor with enclosed speed control for short spindle start-up and braking times.
- Certified, drive-integrated safety functions
- Low power consumption thanks to the intelligent control technology
- DC link coupling in the axis drives for greater energy efficiency
- Uninterruptible power supply (UPS)
- Windows operating system
- 18.5" panel PC, i5 processor, USB ports and network connection
- Simple, stress-free program entry with eluCam on the operating panel, even during operation
- Remote online maintenance


#### Machine configuration



- Air-cooled 8 kW, S1 routing spindle
- Enclosure to protect the operator
- Four horizontal, pneumatic material clamping units
- A material stop on the left
- Tool holder HSK-F63
- Routing spindle with integrated rotation unit (0°, -90°, -180° and -270°) for angle head
- HSK-F63 rotating angle head for two tools
- Swarf trays for swarf removal
- Minimum-volume lubrication system
- High performance cutting fluid
- Hand-held operator terminal
- Depth gauge


### Options

- Tools
- Tool holders
- Automatic tool changer for max. four standard tools
- Automatic tool changer for angle head
- Green Line cooling unit for the control cabinet with reduced energy consumption
- Barcode scanner
- Protective enclosure can optionally completely enclose the machine on all sides
- Four clamps as standard. Can be equipped with up to eight clamps
- Material reference stop (right) for positioning workpieces with overlength machining
- Additional stop for overlength machining (left)
- Length measurement on both sides
- Double clamping and other accessories on request
- 21.6" panel PC, i7 processor
- Note holder
- Sound insulation hood




### Tool magazine

SBZ 122 models with a machining length of four meters are equipped with a stationary tool magazine with four positions as standard. Additional tool magazines can be installed as needed anywhere along the X-axis. (16 standard tools und two angle heads)

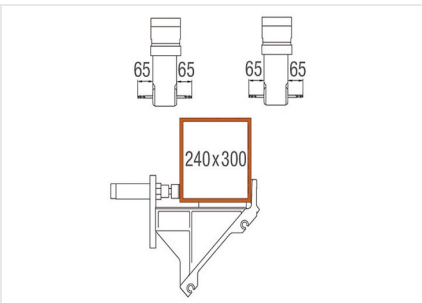


### Double clamping



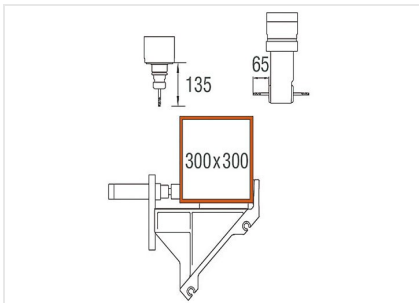
### Profile machining centre SBZ 122/71

A rotation unit (rotating mechanism) integrated into the spindle makes it possible to adjust the rotating angle head to 0°, -90°, -180° and -270°



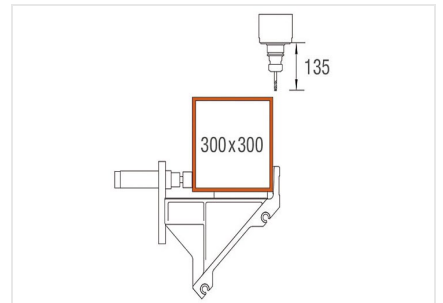
### Machining area, Y and Z-axes

Profile machining from the front and from behind



### Machining area, Y and Z-axes

Profile machining from above and from behind



### Machining area, Y and Z-axes

Profile machining from above





### SBZ 122/71 / MACHINING CENTRES

#### SBZ 122/71

Max. machining length without profile end machining	4,150 mm
Max. machining length with profile end machining	4,000 mm
Traverse path X-axis	4,295 mm, Vmax. 120 m/min.
Traverse path Y-axis	910 mm, Vmax. 60 m/min.
Traverse path Z-axis	475 mm, Vmax. 50 m/min.
Direction of machining	5 (above, behind, front, left, right)
Positioning accuracy	+/- 0.1 mm
Routing spindle speed	max. 24,000 rpm
Routing spindle power	8 kW, S1 with feedback (air-cooled)
Tool holder	HSK-F63
Tool changing	automatic
Tool tray positions in the automatic magazine	4 (max. 16)
Angle head	Yes
Disc milling cutter diameter	120 mm
Saw blade diameter	-
Tool length (from extent of taper)	max. 150 mm
Clamp positioning	automatic
Clamps	Basic (with round guides)
Software	eluCam
Compressed air supply	> 7 bar
Power supply	400 V, 3~, 50 Hz, 25 A
Air consumption per minute	approx. 185 l with spraying
Total length	6,592 mm
Depth	2,171 mm
Height	3,000 mm
Weight	approx. 2,900 kg