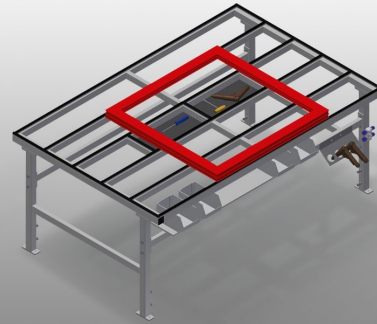




MT

Assembly tables




Assembly table for all work tasks on frames and sashes. Stable steel construction. Table supporting surface with plastic slide bars. Storage tray for setting down tools and accessories. Adjustable height. Practical storage area under the table surface. Four PVC containers for small accessories, hardware and screws. 4-fold compressed air supply. Simple installation with a modular system design.



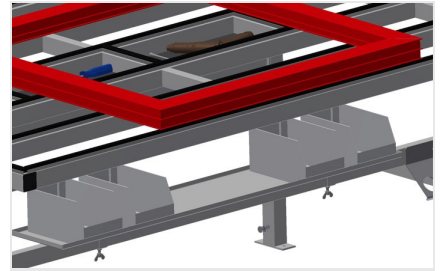
Supporting surfaces

Supporting surfaces with plastic slide bars



Storage tray

Storage tray for setting down tools and accessories



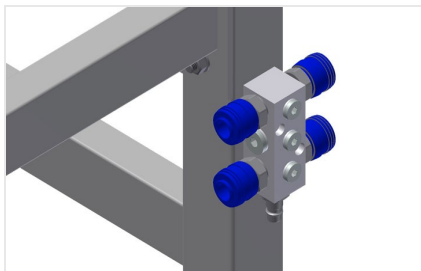
Storage area

Storage area with four plastic trays for small accessories, hardware and screws



Height adjustment

Adjustable height; working height can be set to 850 - 1,000 mm by means of adjustable feet



4-fold compressed air connection

4-fold compressed air connection for connecting compressed-air tools



Casters, cmpl.

Two casters with brake and two fixed rollers provide mobility in all directions





Brush strip

Supporting surfaces with brush strip



Felt strip

Supporting surfaces with felt strip



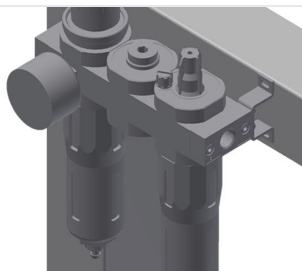
Rubber strips

Supporting surfaces with rubber-knob profile



Tool rack

Tool rack for pneumatic or electrical tools



Maintenance unit

Maintenance unit for compressed-air tools



Double two-pin grounded socket





MT / ASSEMBLY TABLES

MODELS



DIMENSION AND WEIGHT

MT 2000 / MT 3000

Length (mm)	2.000 / 3.000
Width (mm)	1.300
Height (mm)	850 + 1.000
Weight (kg)	100 / 120

SUPPORTING SURFACE

Adjustable height	<input checked="" type="radio"/>
Storage tray for setting down tools and accessories	<input checked="" type="radio"/>
Table brush strip supporting surface	<input type="radio"/>
Table felt profile strip supporting surface	<input type="radio"/>
Table rubber knob profile	<input type="radio"/>

CHARACTERISTICS

Storage area under the table surface	<input checked="" type="radio"/>
PVC containers	4
4-fold compressed air supply	<input checked="" type="radio"/>
Tool holder	<input type="radio"/>
Service unit 1/4 with 4-fold air connections, Festo	<input type="radio"/>
Double two-pin grounded socket 230V 16A AP	<input type="radio"/>
Castor wheel Stand Alone (2 castors + 2 fixed)	<input type="radio"/>

Included ● Available ○