



MGS72/30

MITRE SAWS



- Stable, ground, continuous support table with turn table on precision bearings
- Wear-resistant and quiet multi-V belt drive
- Manual saw feed
- Equipped with saw blade as standard
- Table-top unit

Options

- Machine base
- Pneumatic material clamping unit
- Quick-acting clamping device
- Length stop and measuring systems
- Roller conveyors
- Saw blades
- Pulsed coolant system
- High performance cutting fluid

MITRE SAW MGS 72/10

See MGS 72/30, however:

- Machine base
- Pneumatic material clamping units: 2x horizontal, 1x vertical
- Pulsed coolant system


Technical specifications

- Length 780 mm, depth 900 mm, height 1,600 mm, weight 210 kg




Mitre saw MGS 72/10

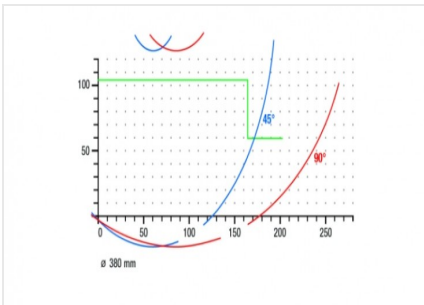
MGS 72/10 + MMS 100 + roller conveyor



Mitre saw MGS 72/30



Mitre saw MGS 72/30



Mitre saw MGS 72/30

Cutting diagram MGS 72/30



elumatec AG
Pinacher Straße, 61
75417 Mühlacker
Germany

Tel +49 7041-14-184
sales@elumatec.com
www.elumatec.com

The right to make technical alterations is reserved.



MGS 72/30 / MITRE SAWS

- Pivoting range from 0° - 45°, continuously adjustable to the left and to the right
- Positive location points at 15°, 30°, and 45°
- For cutting range, see cutting diagram
- Saw blade diameter 380 mm
- Saw blade speed 2,800 rpm
- Power supply 230/400 V, 3~, 50 Hz
- Power output 3 kW
- Length 780 mm, depth 900 mm, height 815 mm, weight 120 kg