



MGS105

MITRE SAWS

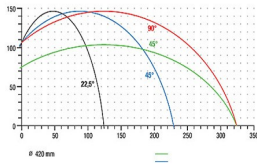


The universal saw for special applications

- The reliable elumatec principle "Cutting from below":
- Free access to the table surface for optimal loading and unloading of profiles
- The patented saw arm suspension creates a cutting pressure towards the back fence which ensures safe clamping of the workpiece
- Safety hood opens automatically
- Pulsed coolant system
- Equipped with saw blade as standard

Options

- Extraction system
- Length stop and measuring systems
- Roller conveyors
- Saw blades
- High performance cutting fluid




Mitre saw MGS 105


Cutting diagram MGS 105



Mitre saw MGS 105



Mitre saw MGS 105



Mitre saw MGS 105



MGS 105 / MITRE SAWS

- Pivoting range manually 22.5° to the left and right with digital display E111
- Tilting range pneumatically from 90° - 45°
- For cutting range, see cutting diagram
- Saw blade diameter 420 mm
- Saw blade speed 2,800 rpm
- Power supply 230/400 V, 3~, 50 Hz
- Power output 4 kW
- Compressed air supply 7 bar
- Air consumption per working cycle 20 l without spraying, 32 l with spraying
- Length 1,400 mm, depth 1,500 mm, height 1,880 mm, weight 750 kg