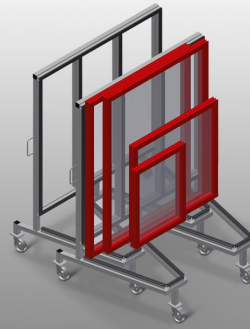




KW3

Commissioning trolleys



Commissioning trolley for in-house transportation of window elements

- Stable steel construction
- For in-house transportation
- Profile supports with rubber surface
- Can be nested when not loaded – a space-saving feature
- Four castors, two of which have a fixing brake




Commissioning trolley KW 3




Casters

Four casters, two of which have a fixing brake, provide a high degree of mobility and easy, safe handling



Supports with rubber strip

Supporting surfaces equipped with rubber strips to protect profiles from damage



Transport handles

Transport handle on both sides for mobility



KW 3 / COMMISSIONING TROLLEYS

- Length 1,600 mm
- Width 1,130 mm
- Height 1,960 mm
- Weight 90 kg
- Load 400 kg
- Roller diameter 125 mm