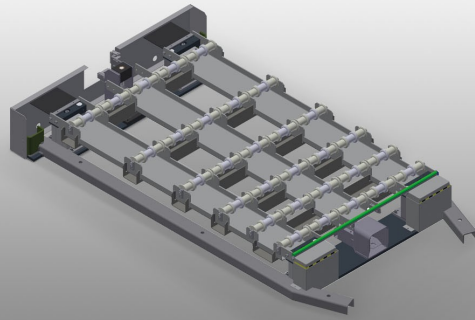





GHS15

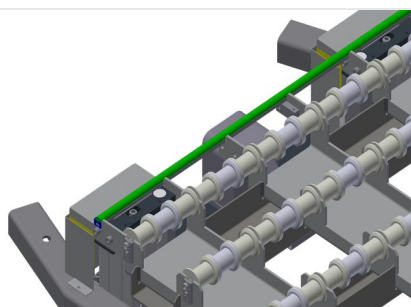
GLASS
COMPARTMENT/GLAZING
BEAD TROLLEYS



- Easy handling of sheets of glass in combination with glass transport trolley GFW 15
- With a pneumatic lifting unit controlled with a foot valve, max. travel = 50 mm
- Lower roller conveyors equipped with 15 x 4 PVC rollers in total
- Complete with draw-in mechanism for glass transport trolley GFW 15
- Basic dimensions: 2,100 x 1,250 mm

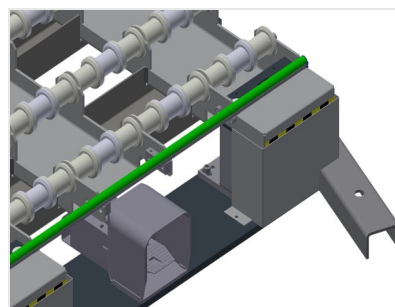


Glass lifting station GHS 15



Supports

Lower supporting surfaces with lifting rollers for easier loading and unloading

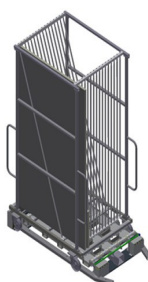


Lifting unit

Lifting unit for transferring sheets of glass to glass transport trolley GFW 15, controlled with a foot valve, max. travel = 50 mm



Glass lifting station GHS 15 + Glass transport trolley GFW 15



Glass lifting station GHS 15 + Glass transport trolley GFW 15



GHS 15 / GLASS COMPARTMENT/GLAZING BEAD TROLLEYS

- Length 2,100 mm
- Width 1,250 mm
- Height 250 mm
- Travel 50 mm max.
- Weight 100 kg